

Race Officer [RO], Race Officer Assistant [ROA] and Race Communications Officer [RCO] duties. 2020

To ensure you are ready in good time for the race starts, please arrive at EDSC at least 45 minutes before the first race start.

BEFORE RACE START SEQUENCE BEGINS

Put out horn and test. The horn is stored in cupboard under kettle in galley.

Switch on start lights [switch behind sofa] and lighting box control [main block under start desk]. Ensure master fader is up and test each light. Fader is stored in cupboard above sink in bar.

Set up sign on sheets for dinghy and cruiser fleets. [folder in blue tin].

Put out and check X2 stopwatches [blue tin] and check time from GPS for your own timing to first 5 minute signal. Put out and set countdown timers [blue tin]. One timer should be set for 5 mins count down [cruisers], other one for 10 mins [dinghies, which start 5 mins after cruisers].

Liaise with dinghy and cruiser captains on courses and check that dinghy course board is set at end of pier [men's changing rooms under stairs] and cruiser course board is set in window [men's changing rooms under stairs].

Familiarise yourself, the ROA and RCO with the courses, and for the dinghies, the number of laps.

Liaise with dinghy captain on where moveable race mark [LOMO] will be set if using.

RO/ROA/RCO to ask safety boat helm/crew to conduct radio check [channel 37A] and remind them to maintain the radio in a position that will enable them to hear incoming calls from RO, LSC safety boat etc.

RO/ROA/RCO to inform harbour control [30 minutes before first start] 01202-440230 of intention to race, start times, location of course, number of dinghy and cruiser entries and ask for information on any shipping movements. You can also use VHF channel 14 or 16, but better to phone so as to keep radio channels clear.

RO/ROA/RCO to radio LSC safety boat, inform them of dinghy course and number of laps and ask for information on number of dinghies and cruisers coming from LSC. Try to get all the information needed for the sign on sheets for the dinghies; helm's name, boat class [laser radial/solo etc.], boat name, PY number, sail number. Cruisers should be radioing in their details as they make their way from LSC to start line. You need skipper's name, boat name, class racing in, PHHS number, sail number. Two lists of pre-registered cruisers and dinghies and their boat details are in the front of the race officer manual. Have these sheets ready for easy reference.

Check number of boats on water with sign on sheet.

RACE START SEQUENCE

Both dinghies and cruisers start under the 5 - 4 - 1 start system.

Full racing rules apply from 4 minute signal until end of race.

For instructions on using start lights and horn simultaneously see: '*Manual instructions for starting races using lights and horn*' and '*light sequence for starts*' docs.

1st horn will be cruiser 5 minute warning, second horn is cruiser 4 minute, third horn is cruiser 1 minute warning, 4th is start signal.

Don't forget to start both countdown timers when sounding cruiser 5 minute horn.

RO/ROA/RCO to inform cruisers over radio when their 5 minute warning is sounded.

Start horn for cruisers is also 5 minute warning for dinghies followed by 4 – 1 – start.

You can sight the start/finish line for cruisers by lining up the red triangle in the window with the red triangle on the end of the pier.

You can sight the start/finish line for the dinghies by lining up the red triangle in the window with start pin [the pink race start buoy].

Any cruisers on course side [OCS] automatically receive a 5 minute penalty. Please remember to note this on sign-up sheet immediately.

If any dinghies are OCS you should sound a long blast on the horn and watch that the offending dinghy or dinghies return to the start side before restarting. If it is possible, radio safety boat and ask them to inform the offending dinghy/dinghies.

OCS dinghies do not have to go round the start pin to restart. They can sail directly back over the line, but they have no right of way over other dinghies racing and should keep out of their way.**DURING RACE**

Keep a careful eye on dinghies and cruisers progress throughout the race.

Keep an especially careful eye out for novice sailors and any dinghies carrying children.

RO/ROA/RCO to radio safety boat immediately any dinghy appears to be in difficulty or is signalling for attention.

Ensure that you mark off each lap completed by each dinghy and take a time for the completion of each lap too, writing this down on the signing on sheet. Also note a time for each cruiser passing through the start/finish line during the race. This will only apply to course 1 and 3 as these are often 2 lap races that can be shortened and course 4 and 7 and 8 which can also be shortened at first crossing of start/finish line. All other courses just start and finish once.

Keep a careful watch on wind, light and tide conditions to help you decide if a race needs to be shortened. For how to shorten courses and abandon races after race has started see '*Instructions for shortening courses or Abandoning races after the start*' doc.

TO FINISH RACE/AFTER RACE

Dinghies:

Line up the red triangle in the window with the start pin and when they cross the line take their time and signal with horn. Record elapsed time on the signing on sheet.

Cruisers:

Line up the red triangle in the window with the red triangle on the end of the pier and when they cross the line take their time and signal with horn. Record elapsed time on the signing on sheet.

Inform safety boat/s when all dinghies have finished the race and that they can stand down.

Check all information needed has been recorded on signing on sheets, including any time penalties for the cruisers, retirements [RTD], disqualifications [DSC], did not finish [DNF].

Return all race equipment to correct storage place.

Leave recorded race results sheets in front of white folder for dinghy/cruiser captains so they can work out corrected times.

RO/ROA/RCO to call Harbour Control to confirm that race is finished and all dinghies and cruisers accounted for.

Instructions for shortening courses or abandoning races after the start

From Racing Rules of Sailing 2017-2020

32. SHORTENING OR ABANDONING AFTER THE START

32.1.

After the starting signal, the race committee may **shorten the course** (display flag S/**show red light with two sounds**) or **abandon the race** (display flag N, N over H, or N over A,/**show red light with three sounds**),

1. because of foul weather,
 2. because of insufficient wind making it unlikely that any boat will finish within the time limit [3 hours],
 3. because a mark is missing or out of position, or
 4. for any other reason directly affecting the safety or fairness of the competition,
- In addition, the race committee may shorten the course so that other scheduled races can be sailed, or abandon the race because of an error in the starting procedure. However, after one boat has sailed the course and finished within the time limit, if any, the race committee shall not abandon the race without considering the consequences for all boats in the race or series.

32.2.

If the race committee signals a shortened course (displays flag S/**show red light with two sounds**), the finishing line shall be,

1. at a rounding mark, between the mark and a staff displaying flag S;
2. a line the course requires boats to cross [EDSC start/finish line]; or
3. at a gate, between the gate marks.

The shortened course shall be signalled before the first boat crosses the finishing line.

Additional notes:

Cruisers should be informed by radio of details of shortened course/abandonment.

Manual instructions for starting races using lights and horn

Prior to racing switch on lights and lightning control box, [switch behind sofa and main block under desk] plug in horn and mount it outside window.

Test horn. Ensure master fader on lights is up before then testing each light.

Have 2 countdown timers set for 5 minute countdown; one for cruisers and one for dinghies.

The start sequence is as follows.

5 minute warning for cruisers = green light [fader 2] plus cruiser class light [fader 4]. **Sound horn** at same time and start cruiser countdown timer. RO/ROA/RCO announce 5 minute warning to cruisers on channel 37A.

4 minute warning for cruisers = add red light [fader1] which makes lights glow green and orange. **Sound horn** at same time.

1 minute warning for cruisers = fade out green light [fader 2] leaving just the red light [fader 1] and class light [fader 4]. **Sound horn** at same time.

Start for cruisers/5 minute warning for dinghies = fade up green light [fader 2] and fade out red light [fader 1] at the same time leaving just a green light. Fade out cruiser class light [fader 4] and fade up class light for dinghies [fader 5] **Sound horn** at same time and don't forget to start dinghy countdown timer.

4 minute warning for dinghies = add red light [fader1] which makes lights glow green and orange. **Sound horn** at same time.










1 minute warning for dinghies = fade out green light [fader 2] leaving just the red light [fader 1] and class light [fader 4]. **Sound horn** at same time.

Start for dinghies = fade up green light [fader 2] and fade out red light [fader 1] at the same time leaving just a green light

After all boats have started fade down class light [fader 5], fade out green light [fader 2]. Fade up both red light [fader 1] and blue light [fader 3] which makes a purple light. Leave on until end of race.

If you intend to shorten/abandon a race fade up red light only [fader 1] with 2 blasts of horn for shortened course and 3 blasts for abandoned race. Fade up appropriate class light. Radio cruisers/safety boat on channel 37A

Light Sequence For Starts

5 min C	Horn + Green ↑ + C ↑	
4 min C	Horn + Red ↑	
1 min C	Horn + Green ↓	
Start C 5 min D	Horn + Green ↑ + D ↑ + Red ↓ + C ↓	
4 min D	Horn + Red ↑	
1 min D	Horn + Green ↓	
Start D	Horn + Green ↑ + Red ↓	
After Start	D ↓ + Green ↓ Red ↑ + Blue ↑	
To shorten Race	Blue ↓ Announce on 37A + C ↑ OR D ↑	

Dinghy Handicaps March 2020

Sail No	Boat Name	Class	Portsmouth	Skipper
M		Byte	1190	Caroline Hall
44043		Laser 4.7	1207	Caroline Hall
12115	Bonny	Argo	1050	Club Boat
12116	Clyde	Argo	1050	Club Boat
21481		Enterprise	1119	Colin Fertile
21907		Laser 2000	1114	Dave Hall
21030	Mister Bo	2000	1114	Irene Hincks
198310	Solitaire	Laser 4.7	1208	Mark Calvert
2822		Laser 2000	1114	Martin Barker
22281		Laser 2000	1114	Martin Barker
2		Club Pico	1330	Purple Pico
2066	Grandpa's spells	Firefly	1172	Ray Bird
1263	Pluto	Byte Classic	1190	Steph Lewis
1		Club Pico	1330	Yellow Pico
		laser bug	1440	
130522		Laser Full	1100	Dave/Sally Butters
179660		Laser Full	1100	Mark Calvert
67038	Indian Tonic	Laser Full	1100	Paul Burns
169013		Laser Radial	1147	Mark Calvert
130522		Laser Radial	1147	Sally Butters
112390	Elle	Laser Radial	1147	Stephen Higgins
70401	Indi	Mirror	1311	Ali
32882	Leo	Mirror	1380/1 person	Tim Tatham
1050	Custard Slice	Phantom	1004	Geoff Westlake
1105	Big Bear	Phantom	1004	Pete Harlow
1277	Big Bear	Phantom	1004	Pete Harlow
0	Piccolo	Pico	1330	Jason Marks
9841	Teeco Taco	Pico	1330	Paul Burns
		RS Feva XL	1244	Katie Tomkins
3065	Slinky Belinky	RS Feva XL	1244	Lewis Pickup
		RS Feva XL	1244	Stef Lewis
4004	Bedazzled	Solo	1142	Geoff Westlake
406	Sol	Solution	1092	Tim Lewis
509		Supa Nova	1077	Alex Clapperton
1126		Supa Nova	1077	Alex Clapperton

EDSC Dinghies: 1 March 2020

Sail No	Boat Name	Class	Portsmouth	Skipper
432		Supa Nova	1077	Andy Bethell
1052		Supa Nova	1077	Andy Bethell
12154		Topaz	1240	Keith Barkway
37836	Chopper	Topper 4.2	1409	club boat
33149	Bopper	Topper 4.2	1409	Club Boat
0	Topsy	Topper 5.3	1365	Andy Pope
15935	Force 2	Topper 5.3	1365	Iain
46986	Wopper	Topper 5.3	1365	Sophie Bailey
6		Topper 5.3	1365	Sue Pickup
0	Chopper	Topper 5.3	1365	Club Boat
37496	Bopper	Topper 5.3	1365	Club Boat
517		Wanderer	1193	James Cushnir
8154	Nippy	Wayfarer	1102	Etling
10778		Wayfarer	1102	Nick Bold
		Laser	1100	Mitxhel Kelly
		RS Quba	1260	Matt Robson

Cruiser Handicaps March 2020

EDSC Cruisers
1 March 2020

Boat Name	Class	Sail No	PHHS	Fleet	Skipper	Club	Comment
Bellatrix	Superseal 26	GBR5956Y	0.852	1	John Gibbs	LSC	
Blew	Jeanneau 2500	GBR 2190L	0.829	1	Bob Lowden	LSC	No Spinn 0.829
Diamond Spray	Feeling 323	GB3269T	0.952	1	Chris Head	LSC	
Egale	Beneteau First 260	GBR3746L	0.836	1	Steve Janssen	EDSC	No Spinn 0.810
Evangeline	Superseal 26	GBR7271T	0.858	1	John Guess	LSC	
Instigation	Evolution	GBR 6391R	0.833	1	Ian Wall	LSC	
It's Now Or Never	Beneteau	509X	0.868	1	Steven Bailey	EDSC	
Louise	Superseal 26	5963Y	0.842	1	Jim Gavin	LSC	
Maggie May	Folk	GBR661	0.796	2	Lindsay Court	EDSC	
Megan	MG27	1197L	0.864	1	Paul Haywood	EDSC	
Point Six	Moody 27	14	0.751	2	Ian Clayton	EDSC	
Temptation	Evolution	3321T	0.854	1	Alex Clapperton	LSC	
Velocity	Unknown	7576Y	0.786	2	Will Shakespeare	LSC	
NOT SEASON 2019							
State Trooper	R19	20	0.816	1	Geoff Westlake	LSC	
REM	Jaguar 21	207	0.763	2	David	LSC	
Skylark	Supeseal	100	0.843	1	Sue Marjason	LSC	
NOT FRIDAY NIGHT							
Coffee Bean	Shrimper	929	0.632	2	Cathy Neyland	EDSC	
Gazelle	Westerly Consort	KT	0.748	2	Colin Rist	EDSC	
Jamiebump	Pegasus 26	34	0.703	2	Mark Jamieson	EDSC	
Silver Lady	Moody 31	4009T	0.866	1	Martin Pate	EDSC	
Pla-Sea-Bo	Hawk	127	0.783	2	Tom Dudding	EDSC	